

ATTENDEE DEMOGRAPHICS



APIC's Annual Conference brings together professionals from across the healthcare continuum, including:

Clinical Pathologists
EPIDEMIOLOGISTS
 Quality and Patient Safety Professionals
 Laboratory Technologists
MICROBIOLOGISTS
 Public Health Professionals
 HEALTHCARE EXECUTIVES
 PHYSICIANS
 Dentists
Infection Preventionists
Chief Nursing Officers
Nurses
 Chief Medical Officers

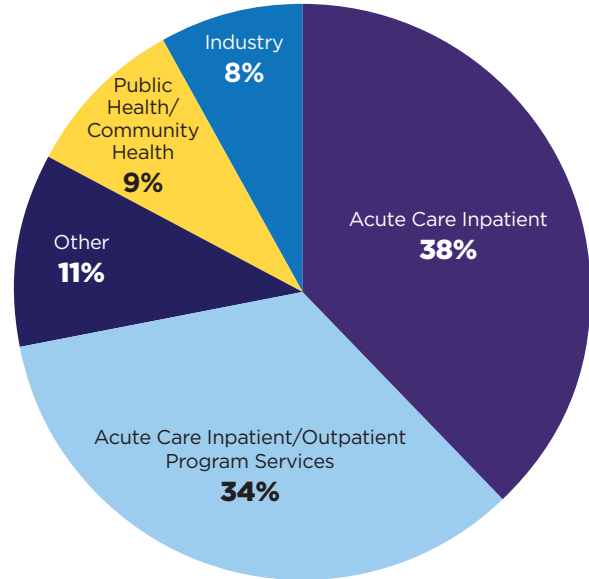
Any healthcare professional whose responsibilities include the prevention of infection

APIC Exhibitors gathered **29,586 leads during last year's conference**—an average of **192 leads each**.

Leads obtained at APIC's Annual Conference will deliver your ROI!

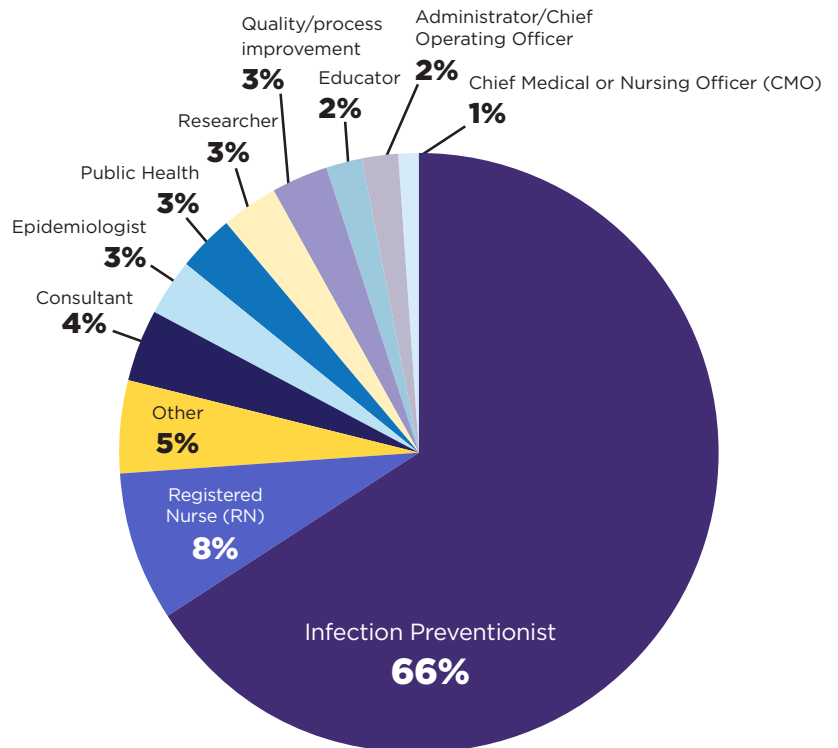
Practice Settings

(Source: 2017 Attendee Post-Conference Evaluation)



Job Function

(Source: 2017 Attendee Post-Conference Evaluation)





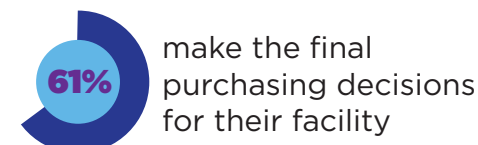
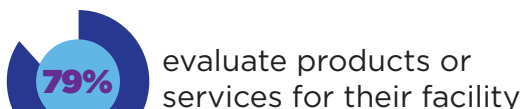
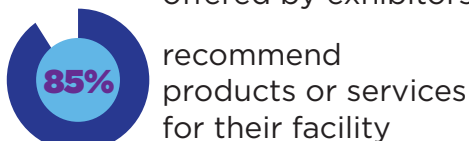
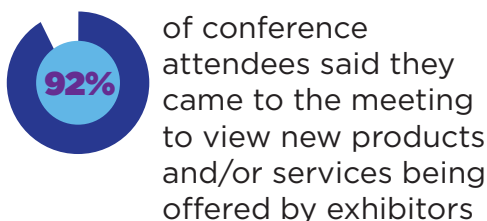

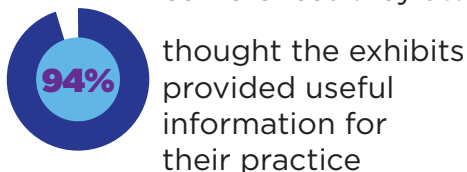
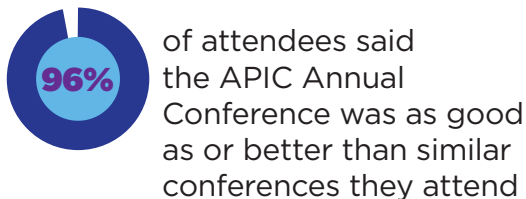
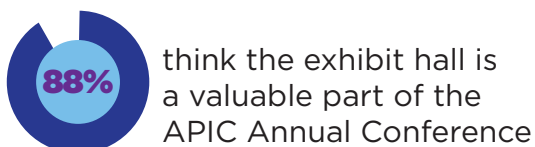
Past Conference Attendance

Figure includes clinical attendees only—does not include guests or exhibitor personnel

2017	Portland	2,637
2016	Charlotte	2,468
2015	Nashville	2,937
2014	Anaheim	2,572
2013	Ft. Lauderdale	2,514

Our Attendees Say it ALL!

(Source: 2017 Attendee Post-Conference Evaluation)



Attendees are looking for companies like yours who offer products and/or services in areas such as:

Environmental Infection

Environmental Services • Environment of Care

Hand Hygiene

Skin Disinfection

Diagnostics

Microbiology • Molecular Diagnostics • Screening • *in vitro* Diagnostics

Care Settings

Surgical Suite • Acute • Long-Term Care • Ambulatory Care

Decontamination, Disinfection and Sterilization

Surfaces • Medical Equipment

HAIs: Types and Pathogens

CLABSI • CAUTI • SSI • VAP • VRE • CRE • *C. difficile* • MRSA

Health Information Technology

Surveillance • Monitoring • Reporting

Pre-Operative Prevention

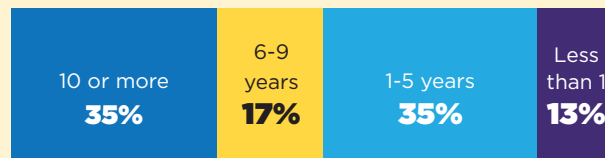
Number of Beds

(Source: 2017 Attendee Post-Conference Evaluation)



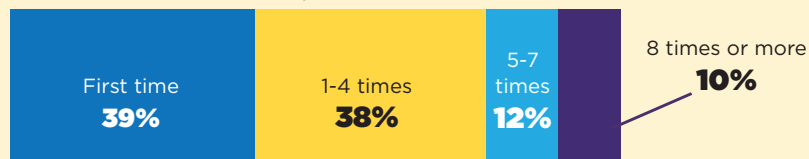
Number of Years in Infection Prevention and Control

(Source: 2017 Attendee Survey)



Number of Times Attendees Have Gone to Annual Conference

(Source: 2017 Attendee Survey)



Number of Years of APIC Membership

(Source: 2017 Attendee Survey)

